



COLEGIO COOPERATIVO DE APARTADÓ "C.A.R.B."  
"De la mano de Dios marcamos la diferencia"  
PLANEACIÓN DIDÁCTICA DE CLASES 2025



ASIGNATURA: INGLES	PROFESOR (A): SERGIO ANDRES SALAS MURILLO	GRADO: 5°
PERIODO: III	FECHA: SEMANA DEL 07 DE JULIO AL 13 DE JULIO	NÚMERO DE HORAS:

CLASE 40'	EVIDENCIAS Y REFERENTE CONCEPTUAL	ESTRATEGIAS DE ENSEÑANZA Y APRENDIZAJE	RECURSOS	INSTRUMENTOS DE EVALUACIÓN
1 hora 5°A: 07- 07- 2025 1 hora 5°B: 07- 07- 2025	<b>SIMPLE PRESENT.</b> <b>HOBBIES.</b>  Identifica los verbos en presente simple en una oración.  Identifica pasatiempos a partir del vocabulario correspondiente en inglés.	<p><b>I.</b> This class starts by greeting the students warmly and welcoming them to the third term of the school year, also providing them with a motivational quote that they will shout out every class.</p> <p><b>"Believe in yourself and all that you are. Know that there is something inside you that is greater than any obstacle."</b></p> <p><b>D.</b> To introduce the topics to discuss in this section, the teacher opens the class with a warm up activity "Mine the Hobby", therefore he mimics a hobby, for example: <i>Playing soccer, reading a book, and so for</i>) and students guess: <i>"You play soccer!", "You read books!"</i> Then, invite volunteers to mime one.</p> <p>The teacher explains beforehand what a hobby is and also asks the students the following question: <i>What hobbies do you like?</i> To elicit responses, he gives examples first to guide the students, as they must use the present simple.</p> <ul style="list-style-type: none"><li>• <i>I play the guitar.</i></li><li>• <i>I like dancing.</i></li></ul>	School supplies Laptop PowerPoint presentation	Participación Concentración y atención en clase

After that, the teacher displays a list of hobbies using a PowerPoint presentation and provides it to the students.







**Hobbies. Vocabulary**

				
fishing	riding a horse	swimming	riding a bike	flying a kite
				
surfing the web	drawing	watching TV	going to the cinema	
				
cooking	travelling	shopping	walking with a dog	playing phone games
				
reading	hanging out with friends	dancing	making videos . taking photos	
				
singing	listening to music	playing the drums	playing the guitar	
				
working out	doing gymnastics	playing football	skateboarding	skiing



COLEGIO COOPERATIVO DE APARTADÓ “C.A.R.B”  
“De la mano de Dios marcamos la diferencia”  
PLANEACIÓN DIDÁCTICA DE CLASES 2025




		<div>Expressing <b>preferences</b></div> <div>I love... </div> <div>I enjoy... </div> <div>I like... </div> <div>I don't like... </div> <div>I can't stand... </div> <div>I hate... </div> <div>Additionally, the teacher explains the structure that uses the present simple to express hobbies, along with examples.</div> <div>Later, the teacher conducts an activity “Match the hobby” from which students receive a worksheet with two columns:</div> <div>A) Pictures of people doing hobbies</div> <div>B) Sentences in the Present Simple with some blanks to fill out.</div> <div>Example:</div>		
--	--	--	--	--



COLEGIO COOPERATIVO DE APARTADÓ "C.A.R.B."  
"De la mano de Dios marcamos la diferencia"  
PLANEACIÓN DIDÁCTICA DE CLASES 2025



		 <p>(Picture: girl swimming) → She ____ on weekends. (Answer: swims) We go over answers together as a class to give feedback at the end.</p> <p>The students also do a pair activity. They get a mini-questionnaire and walk around the classroom and ask classmates the questions in it to report to the class.</p> <ul style="list-style-type: none"><li>• Do you play a sport?</li><li>• Do you read books?</li><li>• Do you ride a bike?</li><li>• Do you dance?</li></ul> <p><b>C.</b> To wrap up the lesson, each student draws or pastes a picture of their favorite hobby and writes 2-3 sentences (including one family member) using the Present Simple and present their poster briefly. Example: <i>My favorite hobby is drawing. I draw every day. My brother plays the guitar.</i></p>		
		<p>In order to review the lesson, students play some online games that reinforce their knowledge about what we discussed in class.</p> <p><b>Online games:</b> <a href="https://wordwall.net/es/resource/12882203/hobbies">https://wordwall.net/es/resource/12882203/hobbies</a>  <a href="https://www.cerebriti.com/juegos-de-idiomasyhobbies-and-simple-present">https://www.cerebriti.com/juegos-de-idiomasyhobbies-and-simple-present</a></p>		





COLEGIO COOPERATIVO DE APARTADÓ "C.A.R.B"  
"De la mano de Dios marcamos la diferencia"  
PLANEACIÓN DIDÁCTICA DE CLASES 2025





<p>1 hora 5°A: 14-07-2025</p> <p>1 hora 5°B: 14-07-2025</p>	<p><b>ADJECTIVES FOR DESCRIBING OBJECTS AND SITUATIONS.</b></p> <p><b>NOUNS.</b></p> <p>Identifica los adjetivos que describen objetos o situaciones en una oración.</p> <p>Identifica los sustantivos en una oración.</p>	<p>I. This class starts by greeting the students warmly, and subsequently, they shout a motivational quote that represents the third term.</p> <p><i>"Believe in yourself and all that you are. Know that there is something inside you that is greater than any obstacle."</i></p> <p>Then, the class initiates with a brief concept about what a noun and an adjective is, giving them a clear overview of the topics.</p> <p>D. Through visual aids or slides, such as a PowerPoint presentation, some nouns are displayed to explain each category using related examples for a better understanding.</p> <p>Example: <b>NOUN + ADJECTIVE</b> = Descriptive phrase</p> <p>Structure: Adjective + noun</p> <ul style="list-style-type: none"><li>• A <b>soft</b> pillow.</li><li>• An <b>exciting</b> game.</li></ul>	<p>School supplies Laptop PowerPoint presentation</p>	<p>Participación Concentración y atención en clase</p>
---	--	--	---	--









NOUNS



A noun is a person, place, animal, thing, or idea.

 Person	 Place	 Animal	 Thing
man	Paris	dog	book
Ann	city	cat	pencil
girl	school	whale	apple
Steve	home	lion	flower
child	Asia	bee	disease
Grandma	space	bull	shoe
Grandpa	kitchen	lizard	cap

[www.vocabularypage.com](http://www.vocabularypage.com)

**Common Adjectives**

Alive Dead Careful

Brainy Damaged Cautious

Broken **Conditions** Clever

Busy Difficult Crazy

Broad Square Even

Crooked Steep Flat

Curved **Shape** Hilly

Deep Jagged

Round Straight Shallow

Medium Large Skinny

Miniature **Size** Small

Narrow Tall

Petite Huge Average

Short Long Big

Cooing High-pitched Hissing

Deafening **Sound** Hushed

Faint Husky

Harsh Loud

Mute Noisy Melodic

Revolting Fresh Spicy

Ripe **Taste** Stale

Rotten Bitter

Salty Bland



Sour Juicy Delicious

ESLBUZZ

A guided practice, “Match and Describe” is conducted in which students match **objects/situations** with correct **adjectives**.





	<p>Example:</p>  <ul style="list-style-type: none"><li>• Picture of a birthday party → “a <b>fun</b> party”</li></ul>  <ul style="list-style-type: none"><li>• Picture of a pencil → “a <b>sharp</b> pencil”</li></ul> <p>Once they finish the previous activity, students draw their own object and describe it with 2 adjectives.</p> <p><b>C. “My Crazy Classroom”</b> students describe their classroom, real or imaginary.</p> <p>Example: There is a big desk, a soft chair, and a colorful board.</p> <p>To conclude and review the lesson, the whole class plays <b>Adjective Detective</b>. The teacher describes something using <b>two adjectives</b> only.</p>		
--	---	--	--





COLEGIO COOPERATIVO DE APARTADÓ “C.A.R.B”  
“De la mano de Dios marcamos la diferencia”  
PLANEACIÓN DIDÁCTICA DE CLASES 2025



		<p>“It’s small and round.” → students guess: “<b>A ball!</b>”</p> <p><b>Online games:</b> <b>Nouns and adjectives sort</b> <a href="https://wordwall.net/resource/11890630/english/nouns-and-adjectives-sort">https://wordwall.net/resource/11890630/english/nouns-and-adjectives-sort</a></p> <p><a href="https://www.englishclub.com/esl-games/grammar/adjectives-nouns-1-1.php#google_vignette">https://www.englishclub.com/esl-games/grammar/adjectives-nouns-1-1.php#google_vignette</a></p> <p><b>Personality Adjectives</b> <a href="https://wordwall.net/resource/19763937/english/personality-adjectives">https://wordwall.net/resource/19763937/english/personality-adjectives</a></p>		
--	--	--	--	--